



## Installation Guide

# Robertshaw Ignition Control


Ignition Wire RIC



RIC Control Connection



Remove the grey wire spade connection from the 24VAC (TH) terminal



Make the black Molex connection to the XV-MUC. Connect the other end terminals to the grey wire spade connector and the black wire connector to the Robertshaw Ignition Control

Remaining orange and blue wires are connected with a lever nut. Remove if an on/off remote switch is used.

