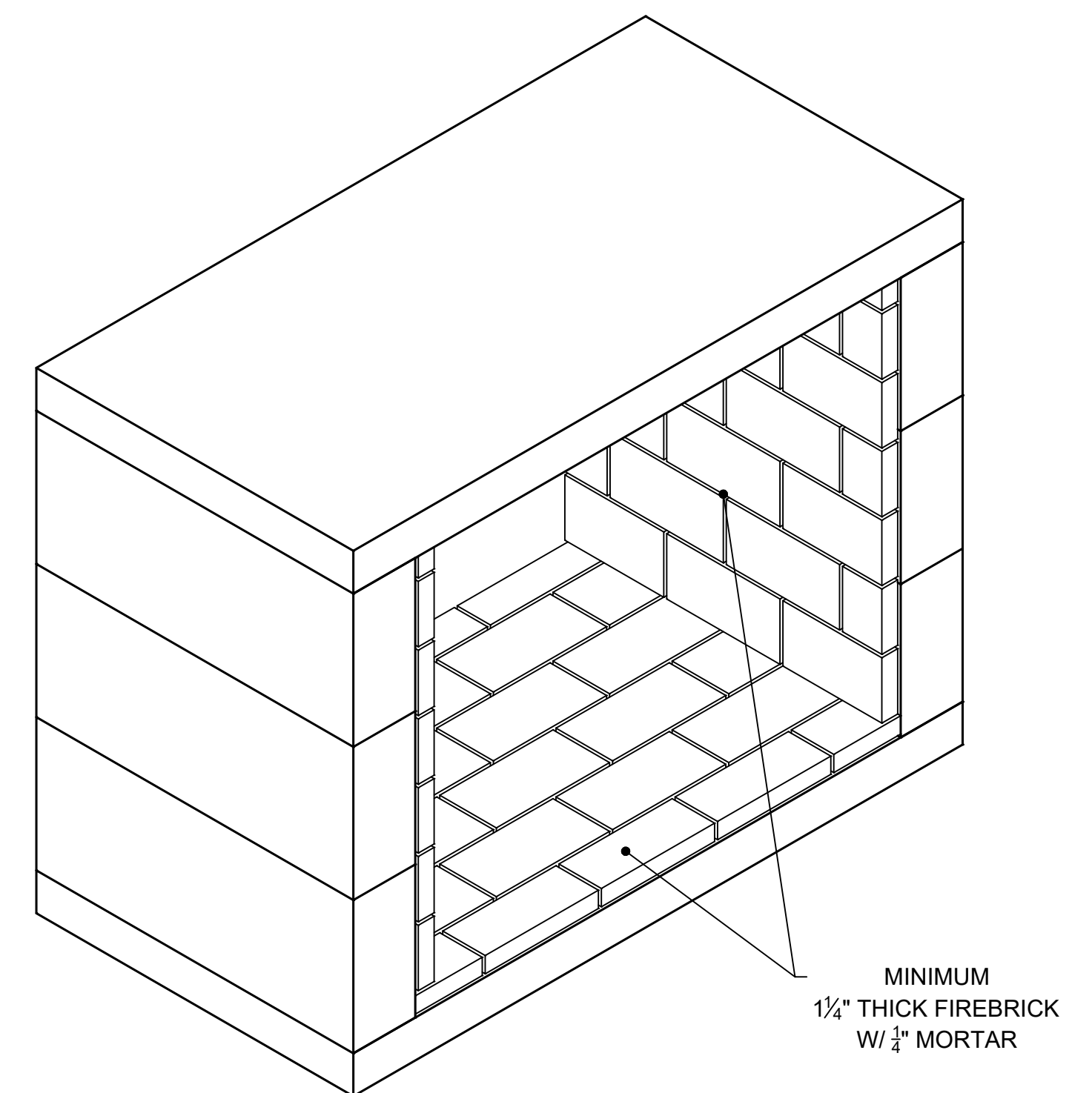


FIREPLACE ORDER # : 81o36ST

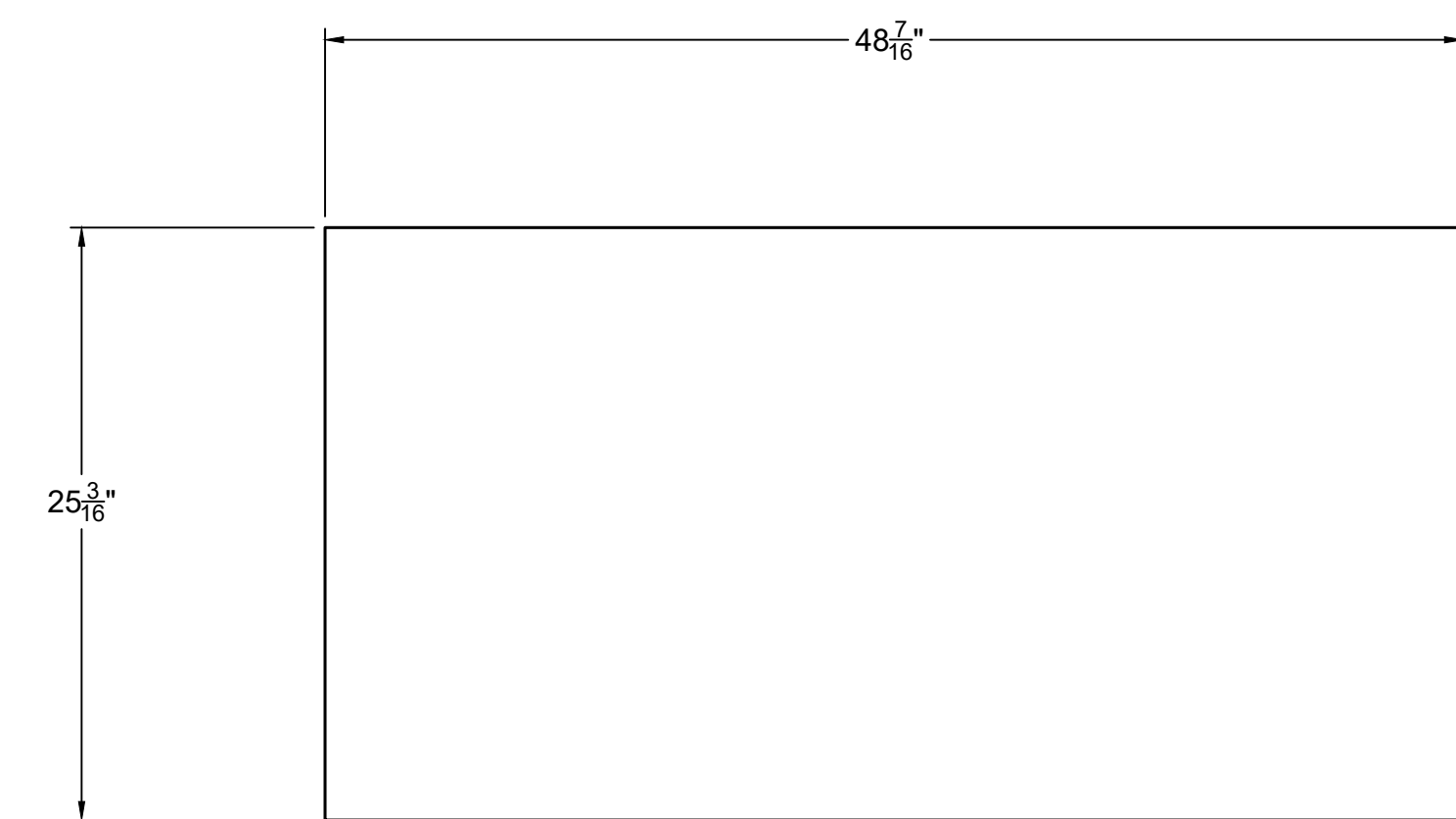
GENERAL NOTES

1. THIS CUSTOM ISOKERN VENT-FREE/ UNVENTED FIREBOX CARRIES NO LISTING, UL OR OTHERWISE.
2. THIS FIREBOX IS ONLY TO BE USED WITH LISTED VENT-FREE GAS-FIRED LOG SETS WITH HEAT INPUT RATINGS UP TO 40,000 BTU/HR.
3. DO NOT BUILD A FIRE IN THIS ENCLOSURE.
4. THE VENT-FREE FIREBOX MAY BE INSTALLED AT "ZERO CLEARANCE" TO PLYWOOD SHEATHING AND TO UN-INSULATED WOOD FRAMING MEMBERS AT THE UNIT BOTTOM, SIDES, REAR AND TOP WHEN USED FOR ENCLOSING ANY LISTED UNVENTED GAS-FIRED LOG SET WITH MAXIMUM HEAT INPUT RATINGS UP TO 40,000 BTU/HR.
5. ALTHOUGH NON-COMBUSTIBLE HEARTH EXTENSIONS ARE NOT REQUIRED IN FRONT OF THE VENT-FREE FIREBOX, IT IS THE RESPONSIBILITY OF THE INSTALLER TO REFER TO THE VENT-FREE GAS LOG MANUFACTURER'S EXPLICIT INSTALLATION INSTRUCTIONS REGARDING THEIR REQUIREMENTS FOR NON-COMBUSTIBLE HEARTH EXTENSIONS. REQUIREMENTS MAY VARY AMONG VENT-FREE GAS LOG MANUFACTURERS. ALWAYS REFER TO LOCAL CODES GOVERNING THE NEED FOR HEARTH EXTENSIONS FOR VENT-FREE GAS LOG ENCLOSURES
6. WHEN A VENT-FREE FIREBOX IS TO BE INSTALLED ON CARPETING, TILE, OR ANY COMBUSTIBLE MATERIAL OTHER THAN WOOD FLOORING OR CONCRETE, THE VENT-FREE FIREBOX SHALL THEN BE INSTALLED ON A METAL OR WOOD PANEL EXTENDING THE FULL WIDTH AND DEPTH OF THE VENT-FREE FIREBOX.
7. AT THE FRONT OF THE FIREBOX, ALL COMBUSTIBLE TRIM MUST BE KEPT A MINIMUM OF 12" FROM THE TOP, AND 8" FROM THE SIDES OF THE FIREBOX OPENING.
8. PARTS OF THE COMBUSTIBLE MANTEL ASSEMBLY LOCATED ABOVE AND PROJECTING MORE THAN ONE AND ONE-HALF INCHES (1-1/2") INCHES FROM THE FIREBOX OPENING SHALL BE KEPT AT LEAST TWELVE INCHES (12") FROM THE TOP OF THE OPENING.
9. MANTEL SHELVES WITH HORIZONTAL PROJECTION OF TWELVE INCHES (12") FROM THE FACE OF THE FIREPLACE MUST BE HELD TO A MINIMUM VERTICAL DISTANCE OF THIRTY INCHES (30") FROM THE TOP OF THE FINISHED FIREPLACE OPENING.
10. IMPORTANT: MANTEL HEIGHT CLEARANCES MAY VARY AMONG GAS LOG APPLIANCE MANUFACTURERS. BE SURE TO FOLLOW THE GAS LOG APPLIANCE MANUFACTURER'S EXPLICIT INSTALLATION INSTRUCTIONS FOR MANTEL HEIGHT CLEARANCE REQUIREMENTS.
11. KEEP ALL INSULATION MATERIAL TO A MINIMUM OF THREE INCHES (3") AWAY FROM THE OUTSIDE SURFACES OF THE VENT-FREE FIREBOX.
12. THESE MODELS CANNOT BE INSTALLED IN A BEDROOM UNLESS MAXIMUM BTU RATING OF INSTALLED VENT-FREE LOG SET IS LESS THAN 10,000 BTU/HR.
13. DRAWINGS ARE FOR DESIGN PURPOSES ONLY AND ARE THE SOLE PROPERTY OF EARTHCORE INDUSTRIES. ANY REPRODUCTION OR UNAUTHORIZED USE IS STRICTLY PROHIBITED.
14. EARTHCORE/ ISOKERN OR ANY DIVISION THEREOF SHALL NOT BE HELD LIABLE FOR ANY INCIDENTAL OR CONSEQUENTIAL DAMAGES OR EXPENSES ARISING OUT OF THE USE OF THE FIREPLACES OR CHIMNEY SYSTEMS.
15. ALWAYS CHECK LOCAL BUILDING CODES GOVERNING FIREPLACES AND FIREPLACE INSTALLATIONS.

ISOMETRIC VIEW (N.T.S)



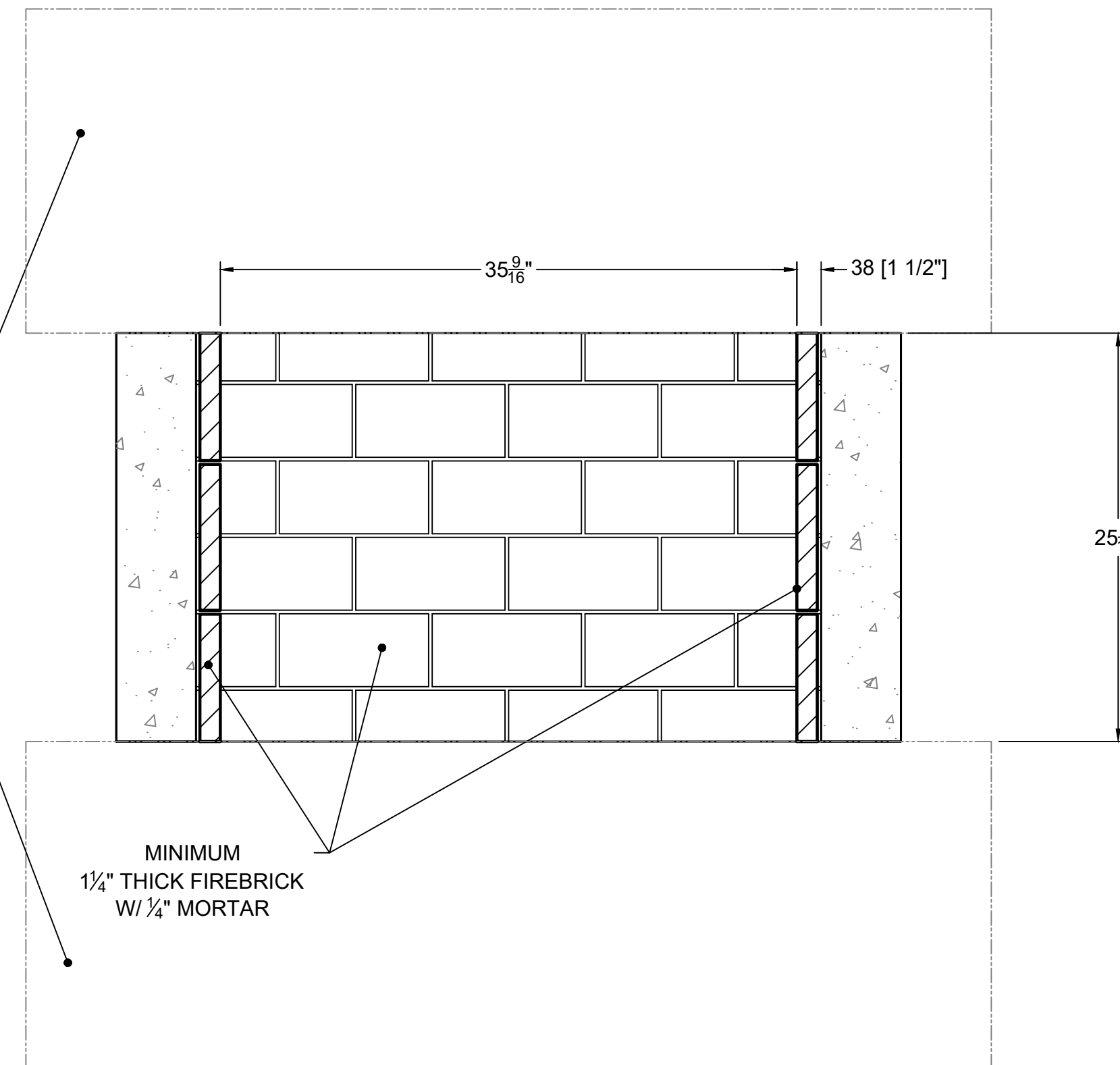
| | | | | | |
|------|---|--|-----------|---|-------------------------|
| | | UNLESS OTHERWISE STATED, ALL DIMENSIONS ARE IN MILLIMETERS | | PROJECT: 36" VENT FREE-SEE THRU | |
| | | THIRD ANGLE PROJECTION | | DESCRIPTION: FIREPLACE CONSTRUCTION DOCUMENT | |
| ANG. | X | ± | MATERIAL: | E.C. PUMICE MIXTURE | SIZE: SCALE: DRAWING #: |
| LIN. | X | ± | DRAWN: | K.B.H | DATE: 1/3/2022 |
| XX | ± | ± | APPROVED: | K.B.H | DATE: 1/3/2022 |
| | | | | DO NOT SCALE | SHEET # 1 OF 1 |



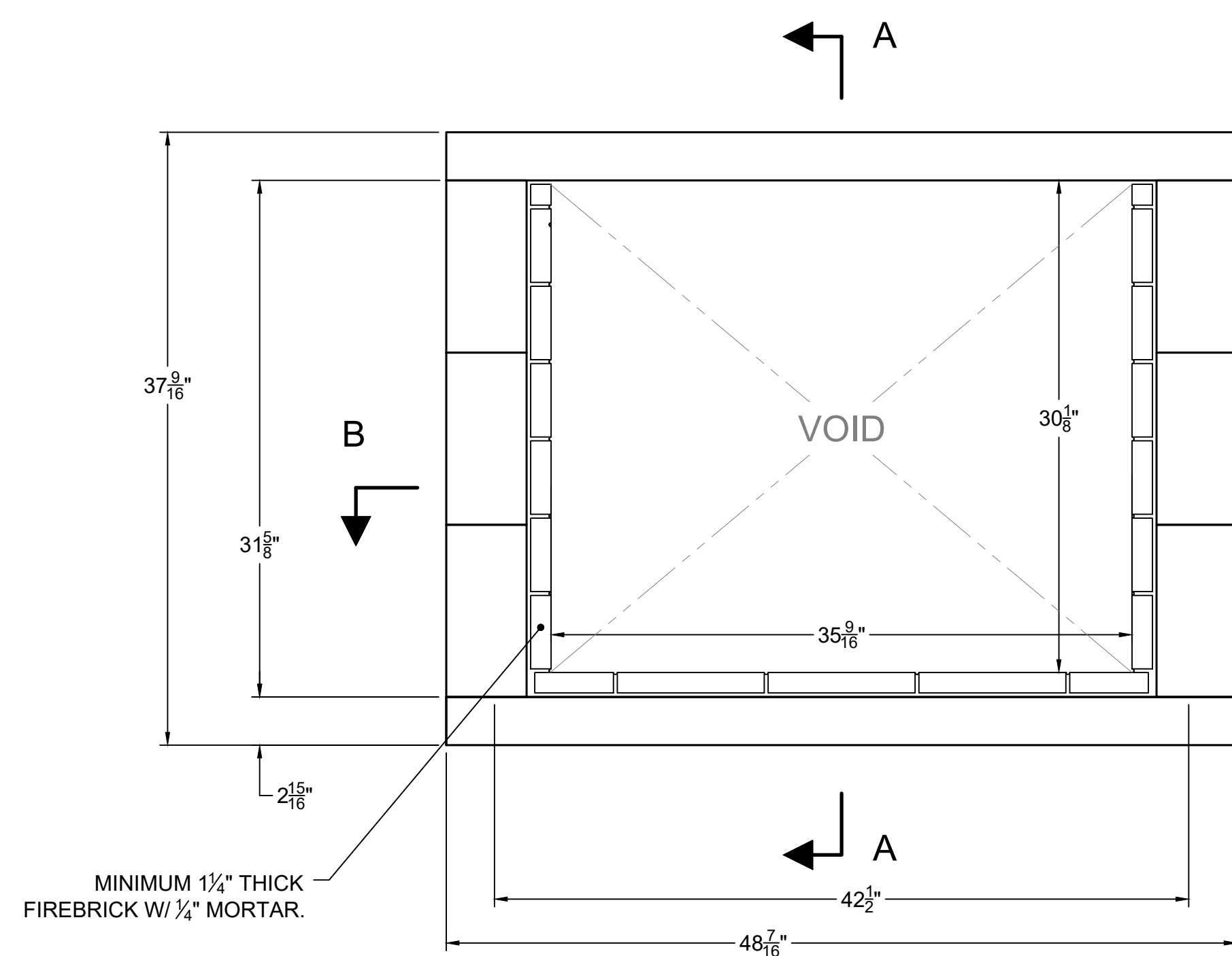
TOP VIEW

ALTHOUGH NON-COMBUSTIBLE HEARTH EXTENSIONS ARE NOT REQUIRED IN FRONT OF THE VENT-FREE FIREBOX, IT IS THE RESPONSIBILITY OF THE INSTALLER TO REFER TO THE VENT-FREE GAS LOG MANUFACTURER'S EXPLICIT INSTALLATION INSTRUCTIONS REGARDING THEIR REQUIREMENTS FOR NON-COMBUSTIBLE HEARTH EXTENSIONS. REQUIREMENTS MAY VARY AMONG VENT-FREE GAS LOG MANUFACTURERS.

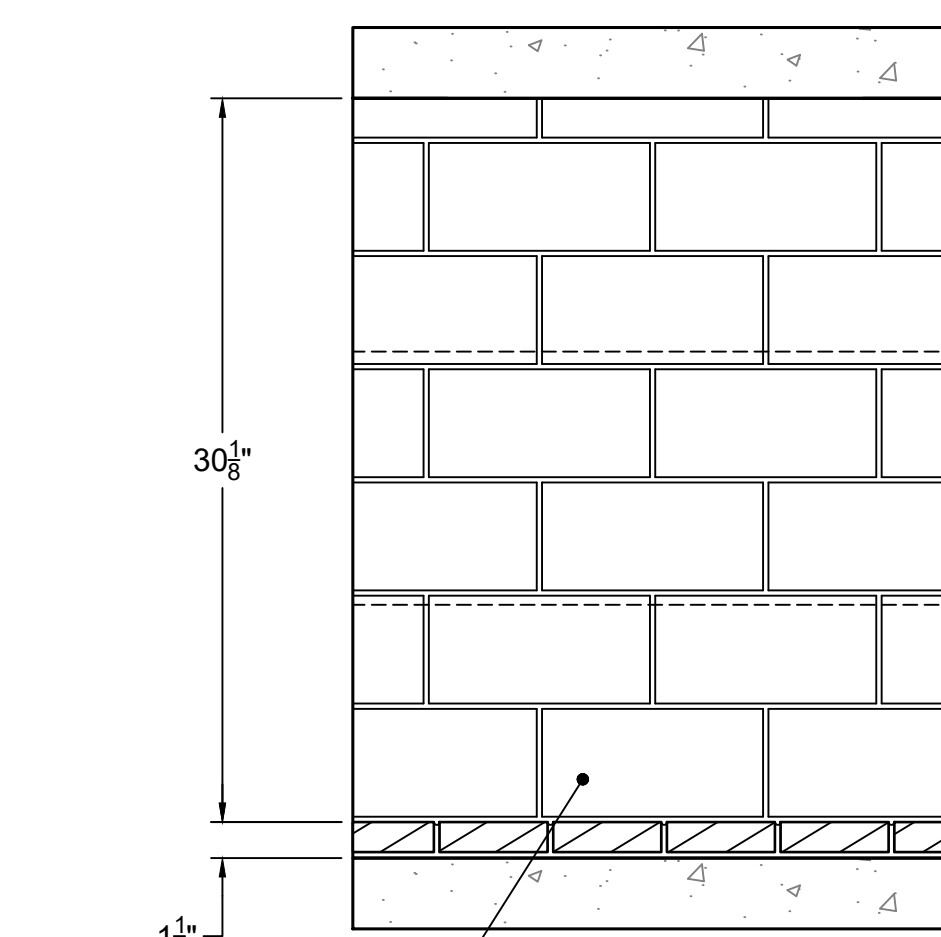
ALWAYS REFER TO LOCAL CODES GOVERNING THE NEED FOR HEARTH EXTENSIONS FOR VENT-FREE GAS LOG ENCLOSURES




SECTION B-B
HORIZONTAL FIREBRICK DETAIL



FRONT VIEW



SECTION A-A
VERTICAL FIREBRICK DETAIL



RIGHT SIDE VIEW